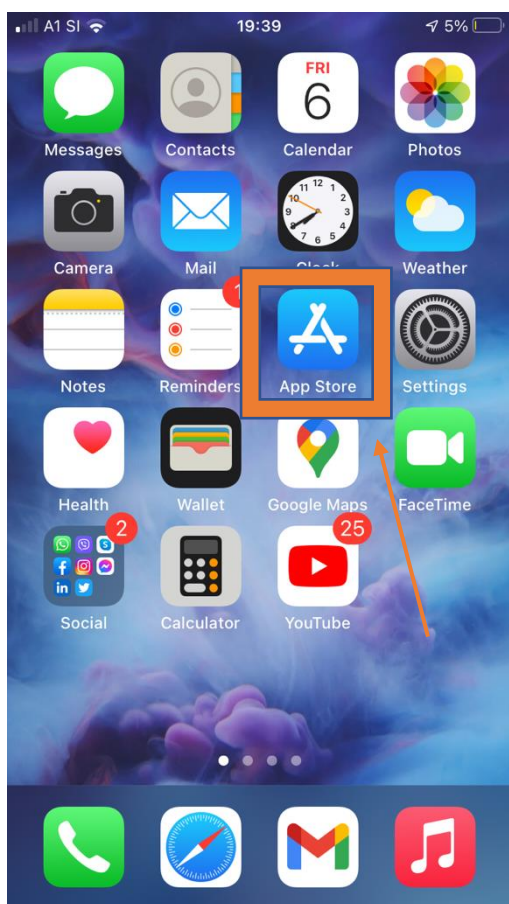
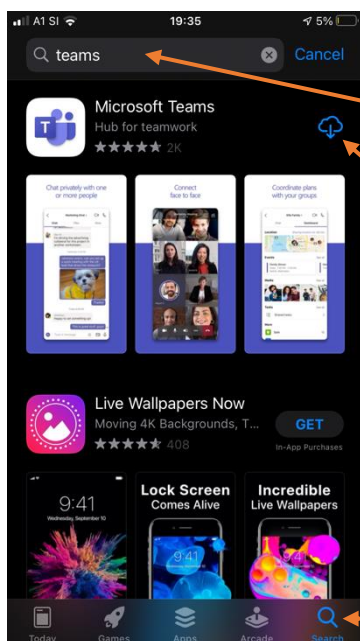


NAVODILA ZA NAMESTITEV TEAMS NA NAPRAVAH IOS

1. Tapni na App Store



V App Store izberi gumb **Search**, nato vtipkaj v iskalno polje teams in ga naloži tako da tapneš gumb **Get** oz. ikono z oblakom.

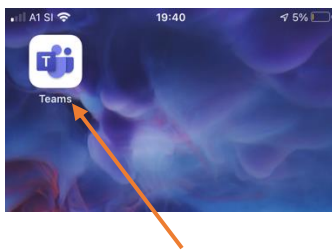


V iskalno polje vpiši "teams"

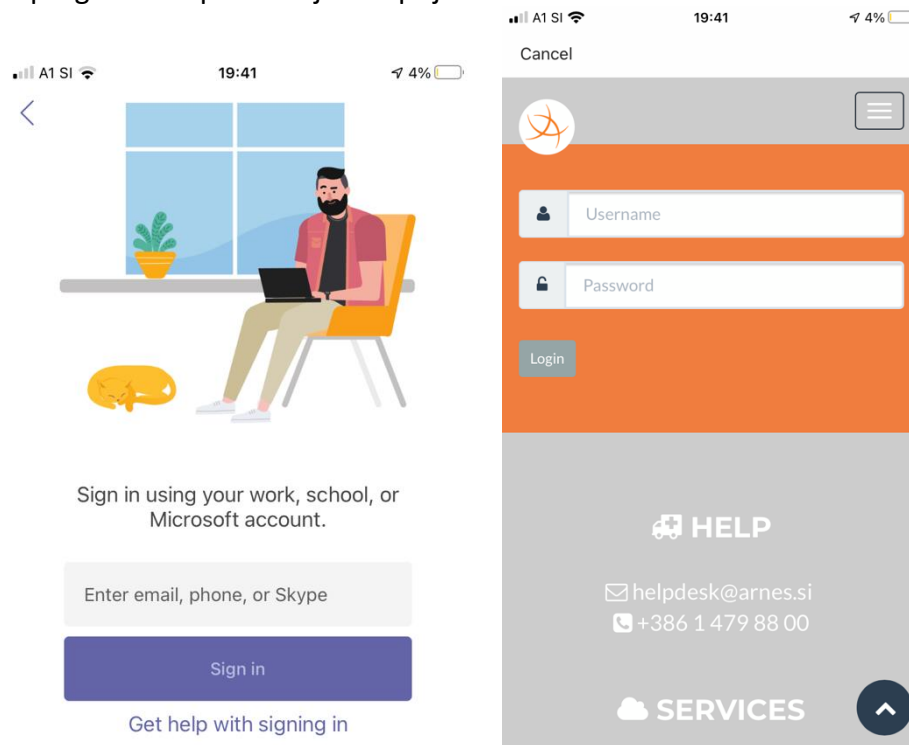
Tapni na gumb GET oz. ikono z oblakom

Tapni gumb Search

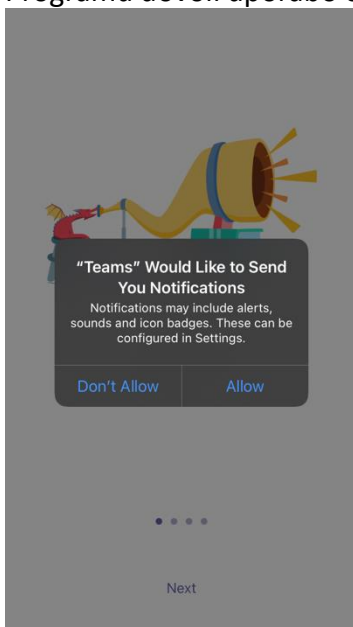
Odpri program **Teams**:



V program se vpiši s svojo AAI prijavo.




Programu dovoli uporabo obvestil, mikrofona in kamere. Tapni na **Allow**.




Program Teams uporablja po splošnih navodilih.

📶 A1 SI 📶 19:42 ↗ 4% 🔋

☰ 🔍 Teams 👤 ⚙️

▼  Sodelavci ...

General >

▼  9. B ...

General >

Biologija >

Fizika >

Geografija >






Glasbena umetnost >

Kemija >

Likovna umetnost >

Zgodovina >

1 hidden channel >

 Activity  Chat  Teams  Assignments  More