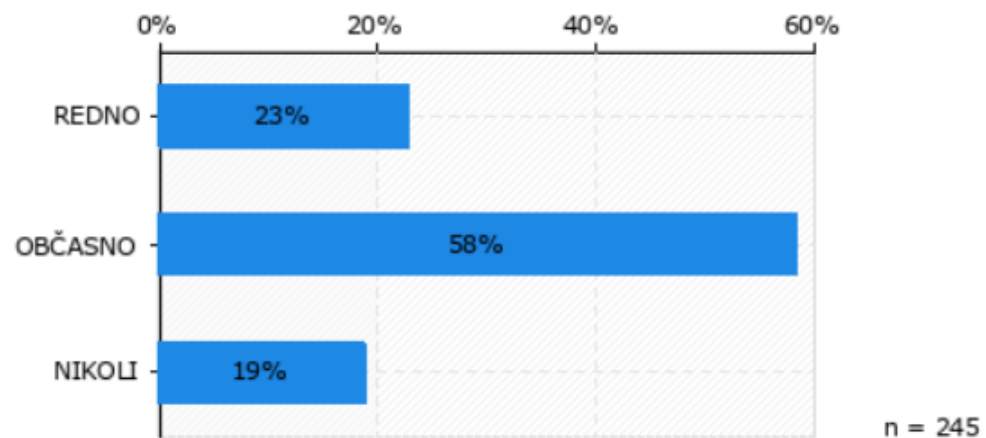


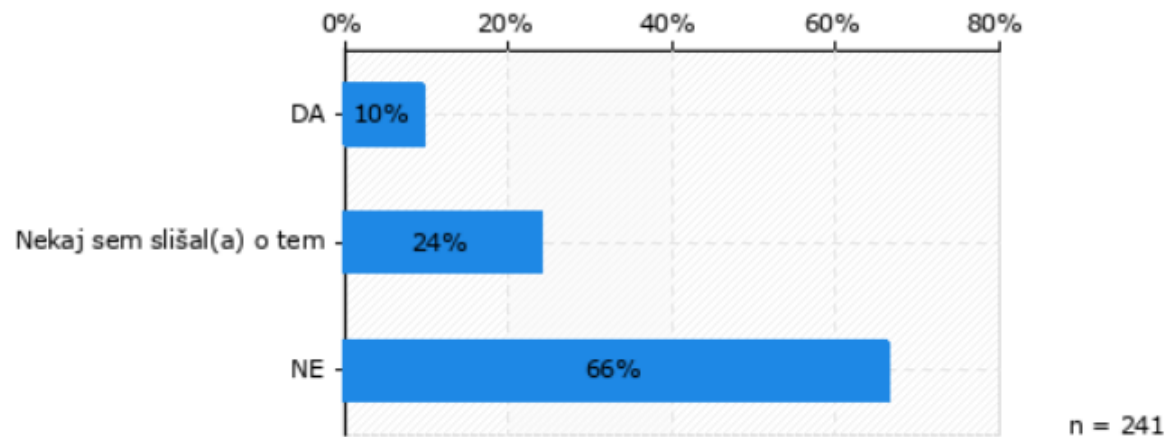
Analiza ankete

starši

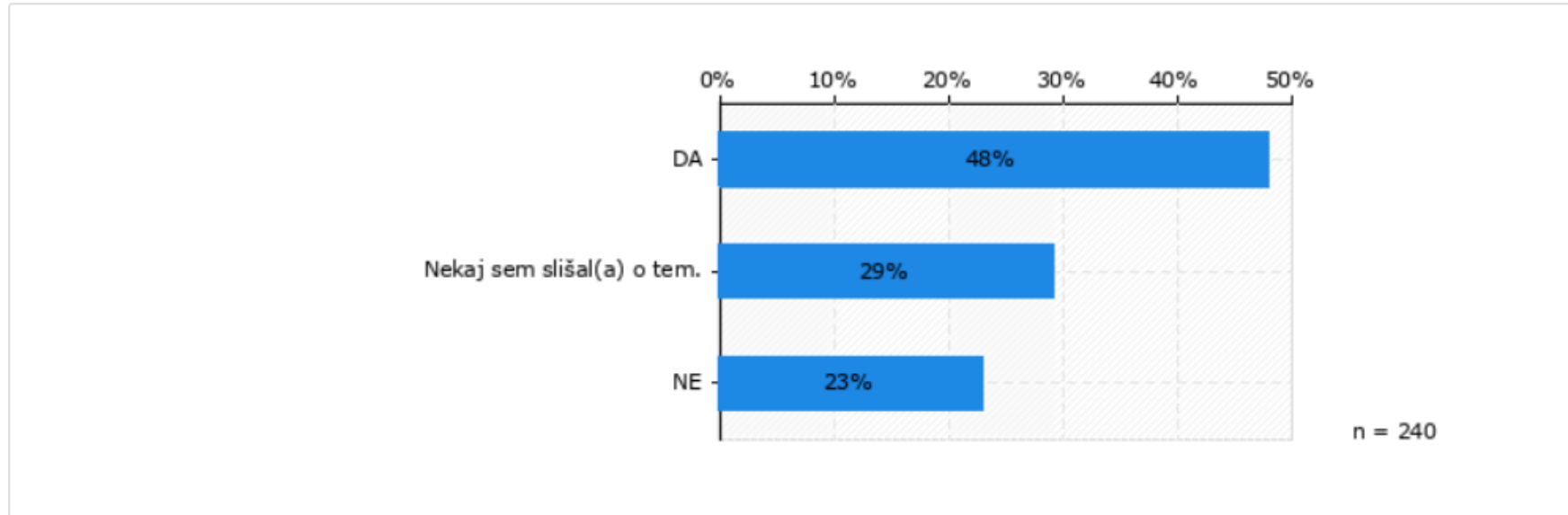
Kako pogosto spremljate šolski jedilnik? (n = 245)



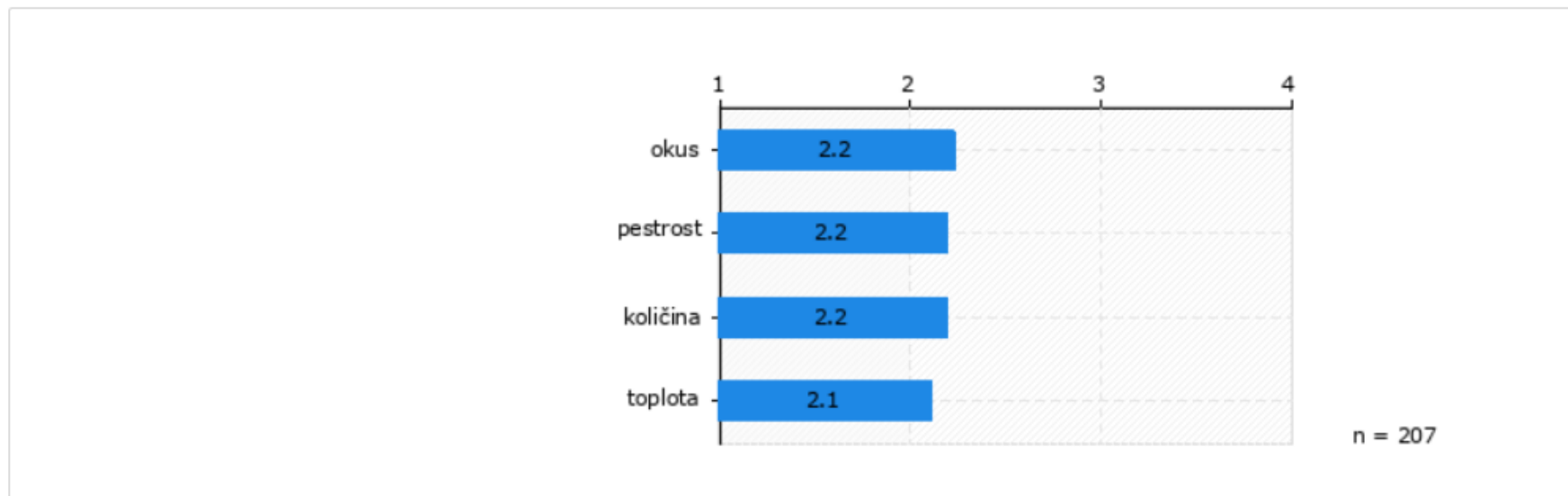
Ali poznate spletno stran "ŠOLSKI LONEC"? (n = 241)



Ali poznate priročnik "Smernice zdravega prehranjevanja"? (n = 240)

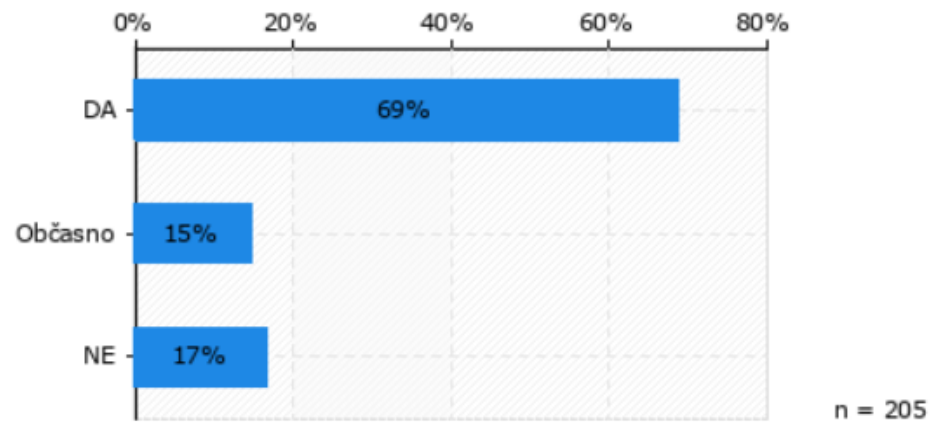


Kako je Vaš otrok zadovoljen z dopoldansko šolsko malico? (n = 207)

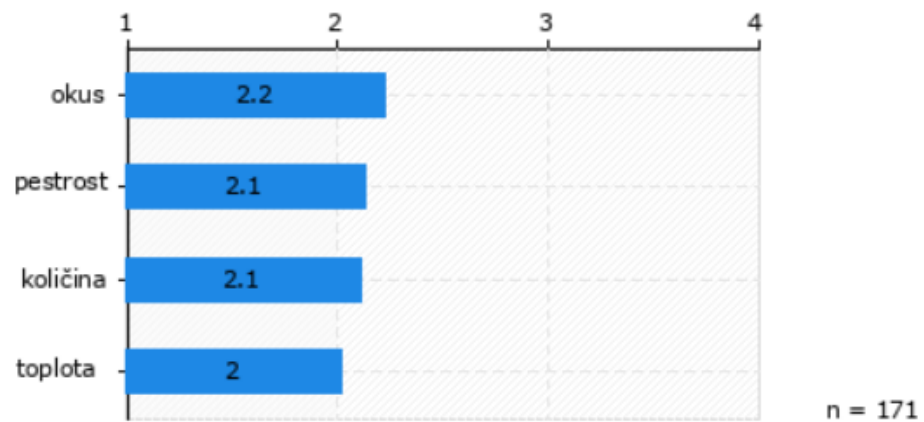


	zelo zadovoljen	zadovoljen	manj zadovoljen	nezadovoljen	Skupaj
pestrost	22	138	33	14	207
	11%	67%	16%	7%	100%
količina	27	129	36	15	207
	13%	62%	17%	7%	100%
okus	23	129	40	15	207
	11%	62%	19%	7%	100%
toplota	26	142	29	10	207
	13%	69%	14%	5%	100%

Ali Vaš otrok hodi na kosilo? (n = 205)

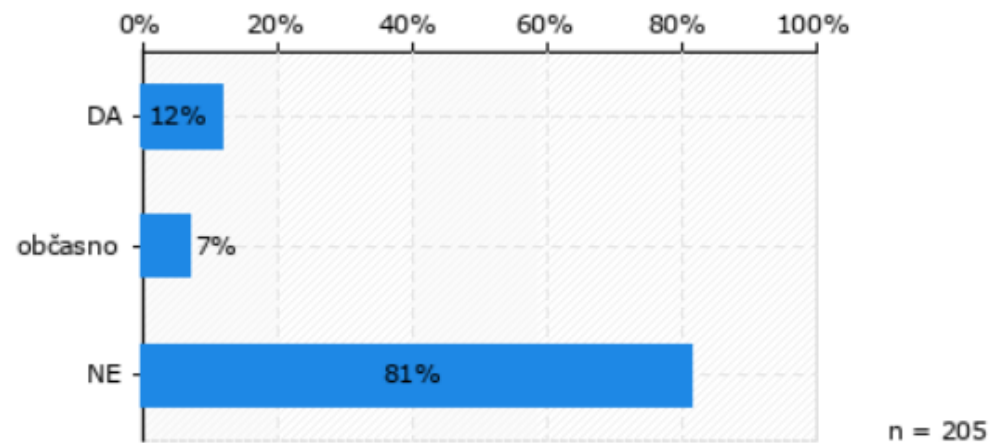


Kako je Vaš otrok zadovoljen s šolskim kosilom? (n = 171)

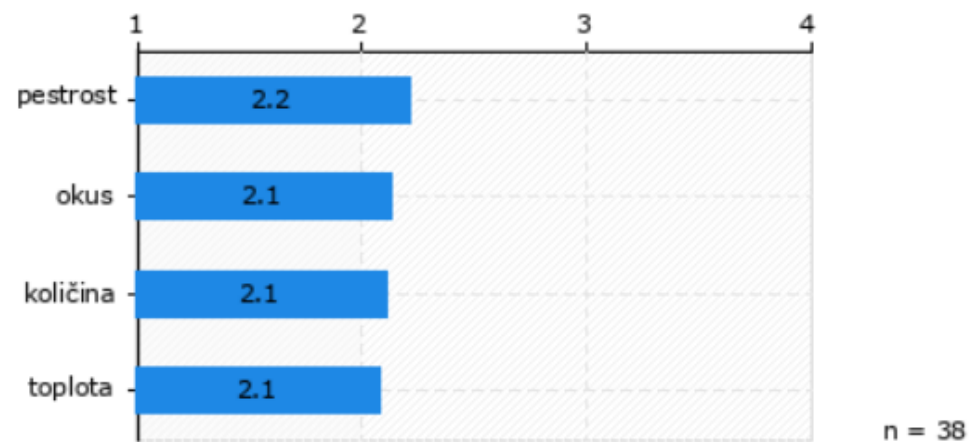


	zelo zadovoljen	zadovoljen	manj zadovoljen	nezadovoljen	Skupaj
pestrost	23	111	29	8	171
	13%	65%	17%	5%	100%
količina	26	112	22	11	171
	15%	65%	13%	6%	100%
okus	21	103	35	12	171
	12%	60%	20%	7%	100%
toplota	24	123	21	3	171
	14%	72%	12%	2%	100%

Ali Vaš otrok hodi na popoldansko malico? (n = 205)

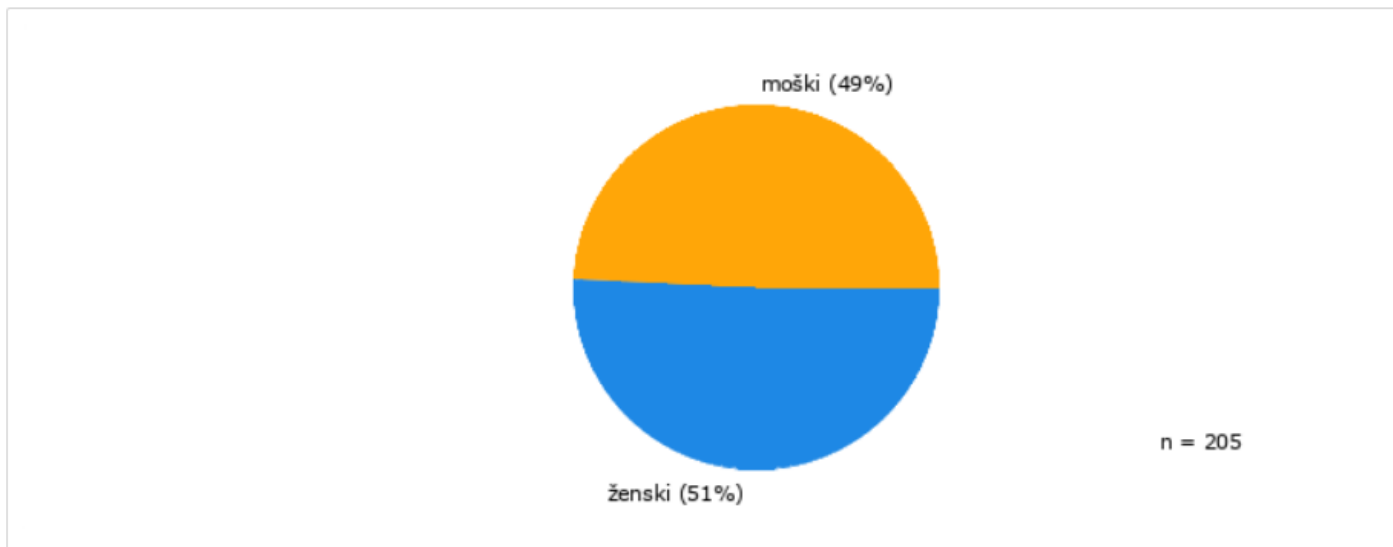


Kako je Vaš otrok zadovoljen s popoldansko malico? (n = 38)



	zelo zadovoljen	zadovoljen	manj zadovoljen	nezadovoljen	Skupaj
pestrost	4	25	6	3	38
	11%	66%	16%	8%	100%
količina	3	29	5	1	38
	8%	76%	13%	3%	100%
okus	5	27	2	4	38
	13%	71%	5%	11%	100%
toplota	3	31	2	2	38
	8%	82%	5%	5%	100%

Spol Vašega otroka? (n = 205)



Razred, ki ga Vaš otrok obiskuje? (n = 201)

